

Junior Girls under 15 Slalom Results

Homologation: World record

Bib	Name	Country	Categ.	Preliminary	Final	Overall
1	(71) Meier Jana-Chatreen	GER	-15 F	4.50/52	1.50/55/16.00	1000.00
2	(21) Ivlyushkina Olga	UKR	-15 F	2.00/52	4.00/55/18.25	919.54
3	(11) Charnyshova Luisa	BLR	-15 F	2.50/52	3.00/55/18.25	896.55
4	(57) Grochowska Kinga	POL	-15 F	4.50/49	5.00/52	804.60
5	(26) Wenger Vanessa	AUT	-15 F	4.50/52	3.50/52	793.10
6	(22) Kuzmenko Xeniya	UKR	-15 F	1.50/49	3.00/52	758.62
7	(28) Borikova Karin	SVK	-15 F	3.50/52	4.00/49	770.11
8	(29) Fedorova Lucia	SVK	-15 F	4.00/46	2.50/46	505.75
9	(58) Polkowska Zuzanna	POL	-15 F	3.50/46		494.25
10	(23) Prosvietova Stanislava	UKR	-15 F	2.00/46		459.77
11	(40) Iny Gal	ISR	-15 F	0.50/46		425.29
12	(56) Konarska Patrycja	POL	-15 F	4.00/43		91.95
12	(7) Taliaronak Aliaksandra	BLR	-15 F	4.00/43		91.95
14	(8) Khatkouskaya Alena	BLR	-15 F	2.50/43		57.47
15	(54) Wozniak Idalia	POL	-15 F	2.00/43		45.98
16	(10) Petschova Irina	BLR	-15 F	0.50/43		11.49

Junior Boys under 15 Slalom Results

Homologation: World record

Bib	Name	Country	Categ.	Preliminary	Final	Overall
1	(6) Antonau Anton	BLR	-15 M	2.50/58/16.00	3.00/58/13.00	1000.00
2	(55) Zawadzki Konrad	POL	-15 M	3.00/58/18.25	3.00/58/16.00	789.47
3	(19) Filchenko Danylo	UKR	-15 M	4.00/52	2.50/58/16.00	780.70
4	(72) Heinicke Niklas	GER	-15 M	4.25/55/18.25	5.00/58/18.25	719.30
5	(9) Artsiomau Yahor	BLR	-15 M	3.00/55/18.25	2.50/58/18.25	675.44
6	(61) Charles Richard	GBR	-15 M	5.00/52	5.00/55/18.25	614.04
7	(39) Goldenberg Yahali	ISR	-15 M	1.50/52		447.37
8	(20) Samoylov Olexandr	UKR	-15 M	4.50/49		394.74
9	(41) Fridman Tomer	ISR	-15 M	1.50/49		342.11
10	(30) Vasko Daniel	SVK	-15 M	4.50/46		78.95
11	(43) Asher Roi	ISR	-15 M	2.00/46		35.09
11	(42) Asher Yuval	ISR	-15 M	2.00/46		35.09

Senior 1 Ladies Slalom Results

Homologation: World record

Bib	Name	Country	Categ.	Preliminary	Final	Overall
1	(59) Gogola Anna	POL	Se1 F	4.50/43	4.50/52	1000.00
2	(46) Fridman Blat Naomi	ISR	Se1 F	2.50/43	3.00/49	666.67

Senior 1 Men Slalom Results

Homologation: World record

Bib	Name	Country	Categ.	Preliminary	Final	Overall
1	(62) Marston Stuart	GBR	Se1 M	5.00/46 (Tiebreak: 3.00/55/18.25)	3.00/55/14.25	1000.00
2	(76) Usinger Jürgen	GER	Se1 M	3.00/55/18.25 (Tiebreak: 6.00/52)	2.50/55/16.00	803.03
3	(73) Graw Martin	GER	Se1 M	0.00/55/18.25	1.25/55/16.00	765.15
4	(45) Fridman Erez	ISR	Se1 M	3.00/55/18.25	4.00/55/18.25	666.67
4	(79) Jettinghoff Marcel	NED	Se1 M	3.00/55/18.25	4.00/55/18.25	666.67
6	(74) Schiewe Rolf	GER	Se1 M	5.00/46 (Tiebreak: 3.00/55/18.25)		151.52
6	(27) Paulmair Engelbert	AUT	Se1 M	5.00/46 (Tiebreak: 5.00/52) (Tiebreak: 3.00/46)		151.52
8	(63) Hamblin Steven	GBR	Se1 M	4.00/46		121.21
9	(78) De Leijer Joost	NED	Se1 M	2.50/46		75.76
10	(77) Schnugg Roland	*GER	Se1 M	2.00/46		60.61

Senior 3 Men Slalom Results

Homologation: World record

Bib	Name	Country	Categ.	Preliminary	Final	Overall
1	(60) Polguy Piotr	POL	Se3 M	4.00/37	4.00/37	

Junior Girls under 19 Slalom Results

Homologation: World record

Bib	Name	Country	Categ.	Preliminary	Final	Overall
1	(16) Kisialiova Katsiaryna	BLR	-19 F	2.00/55/16.00	5.00/55/18.25	844.44
2	(17) Danishevskaya Aliaksandra	BLR	-19 F	3.00/55/14.25	4.00/55/18.25	1000.00
3	(64) Elsendoorn Puck	NED	-19 F	3.00/55/16.00	4.00/55/18.25	866.67
4	(50) Rutkowska Malgorzata	POL	-19 F	0.00/55/16.00	4.00/55/18.25	800.00
5	(70) Ittensohn Tanja	GER	-19 F	2.25/55/16.00	3.50/55/18.25	850.00
6	(47) Pozdnyakova Daria	RUS	-19 F	2.00/55/16.00	3.00/55/18.25	844.44
7	(38) Iny My	ISR	-19 F	4.50/49		100.00
8	(69) Bossow Isabel	GER	-19 F	2.50/49		55.56
9	(36) Ativ Aviv	ISR	-19 F	2.00/49		44.44
9	(34) Cseploova Veronika	SVK	-19 F	2.00/49		44.44
11	(18) Svecova Katerina	CZE	-19 F	0.00/49		

Junior Boys under 19 Slalom Results

Homologation: World record

Bib	Name	Country	Categ.	Preliminary	Final	Overall
1	(31) Vasko Alexander	SVK	-19 M	3.00/58/12.00	2.00/58/11.25	1000.00
2	(49) Borysewicz Kamil	POL	-19 M	3.25/58/12.00	4.00/58/12.00	935.48
3	(67) Schimanski Marius	GER	-19 M	3.00/58/12.00	2.50/58/12.00	919.35
4	(32) Hynek Radovan	SVK	-19 M	5.50/58/13.00	4.50/58/14.25	862.90
5	(12) Labkovich Ilya	BLR	-19 M	5.00/58/14.25	2.50/58/14.25	758.06
6	(68) Klein Max	GER	-19 M	5.00/58/16.00	5.25/58/16.00	665.32
7	(33) Kerpcar Juraj	SVK	-19 M	1.00/58/12.00	4.50/58/18.25	887.10
8	(25) Paulmair Thomas	AUT	-19 M	0.50/58/14.25	3.00/58/18.25	685.48
9	(35) Wolf Nikolas	SVK	-19 M	2.00/58/16.00		612.90
10	(65) Renz Manuel	GER	-19 M	1.50/58/16.00		604.84
11	(37) Yehuda Jonathan	ISR	-19 M	3.00/58/18.25		532.26
12	(66) Prigge Max	GER	-19 M	2.50/58/18.25		524.19
13	(51) Swietek Pawel	POL	-19 M	1.50/58/18.25		508.06
14	(13) Mikhailou Aliaksandr	BLR	-19 M	5.50/55/18.25		475.81
15	(53) Kowalczyk Krzysztof	POL	-19 M	4.00/55/18.25		451.61
16	(52) Zawadzki Erwin	POL	-19 M	3.25/55/18.25		439.52
17	(14) Shpak Stsiapan	BLR	-19 M	5.00/52		80.65
18	(15) Marozau Artsiom	BLR	-19 M	4.00/52		64.52

Junior Girls under 15 Tricks Results

Homologation: World record

Bib	Name	Country	Categ.	Preliminary	Final	Overall
1	(21) Ivlyushkina Olga	UKR	-15 F	7080	7020	1000.00
2	(11) Charnyshova Luisa	BLR	-15 F	6560	6490	926.55
3	(8) Khatkouskaya Alena	BLR	-15 F	5730	6350	896.89
4	(10) Petschova Irina	BLR	-15 F	4310	5890	831.92
5	(48) Ivashneva Victoria	RUS	-15 F	4890	4890	690.68
6	(7) Taliaronak Aliaksandra	BLR	-15 F	4550	4020	642.66
7	(54) Wozniak Idalia	POL	-15 F	2800	2890	408.19
8	(28) Borikova Karin	SVK	-15 F	2740	2740	387.01
9	(22) Kuzmenko Xeniya	UKR	-15 F	2360		333.33
10	(23) Prosvietova Stanislava	UKR	-15 F	2350		331.92
11	(29) Fedorova Lucia	SVK	-15 F	1750		247.18
12	(40) Iny Gal	ISR	-15 F	950		134.18
13	(56) Konarska Patrycja	POL	-15 F	820		115.82
14	(58) Polkowska Zuzanna	POL	-15 F	740		104.52
15	(57) Grochowska Kinga	POL	-15 F	560		79.10
16	(71) Meier Jana-Chathreen	GER	-15 F	320		45.20
17	(26) Wenger Vanessa	AUT	-15 F	290		40.96

Junior Boys under 15 Tricks Results

Homologation: World record

Bib	Name	Country	Categ.	Preliminary	Final	Overall
1	(19) Filchenko Danylo	UKR	-15 M	9870	8620	1000.00
2	(6) Antonau Anton	BLR	-15 M	8710	8030	882.47
3	(9) Artsiomau Yahor	BLR	-15 M	6410	7600	770.01
4	(20) Samoylov Olexandr	UKR	-15 M	5010	6720	680.85
5	(72) Heinicke Niklas	GER	-15 M	4780	5100	516.72
6	(55) Zawadzki Konrad	POL	-15 M	1490		150.96
7	(39) Goldenberg Yahali	ISR	-15 M	1450		146.91
8	(30) Vasko Daniel	SVK	-15 M	1290		130.70
9	(43) Asher Roi	ISR	-15 M	1000		101.32

Senior 1 Ladies Tricks Results

Homologation: World record

Bib	Name	Country	Categ.	Preliminary	Final	Overall
1	(59) Gogola Anna	POL	Se1 F	1880	2700	1000.00

Senior 1 Men Tricks Results

Homologation: World record

Bib	Name	Country	Categ.	Preliminary	Final	Overall
1	(75) Brunjes Jan	GER	Se1 M	4090	4080	1000.00
2	(62) Marston Stuart	GBR	Se1 M	1730	2900	709.05
3	(73) Graw Martin	GER	Se1 M	3060	2880	748.17
4	(74) Schiewe Rolf	GER	Se1 M	1970	2150	525.67
5	(44) Gilboa Eliezer	ISR	Se1 M	2110	1460	515.89
6	(79) Jettinghoff Marcel	NED	Se1 M	900		220.05
7	(76) Usinger Jürgen	GER	Se1 M	620		151.59
8	(63) Hamblin Steven	GBR	Se1 M	520		127.14
9	(78) De Leijer Joost	NED	Se1 M	320		78.24

Junior Girls under 19 Tricks Results

Homologation: World record

Bib	Name	Country	Categ.	Preliminary	Final	Overall
1	(16) Kisialiova Katsiaryna	BLR	-19 F	9080	9290	1000.00
2	(17) Danishevskaya Aliaksandra	BLR	-19 F	4970	6680	719.05
3	(24) Pirozhenko Anna	UKR	-19 F	4490	6190	666.31
4	(18) Svecova Katerina	CZE	-19 F	5860	6090	655.54
5	(47) Pozdnyakova Daria	RUS	-19 F	3260	4260	458.56
6	(34) Cseploova Veronika	SVK	-19 F	3480	3440	374.60
7	(70) Ittensohn Tanja	GER	-19 F	2480		266.95
8	(64) Elsendoorn Puck	NED	-19 F	2100		226.05
9	(50) Rutkowska Malgorzata	POL	-19 F	1770		190.53
10	(69) Bossow Isabel	GER	-19 F	1350		145.32
11	(36) Ativ Aviv	ISR	-19 F	870		93.65

Junior Boys under 19 Tricks Results

Homologation: World record

Bib	Name	Country	Categ.	Preliminary	Final	Overall
1	(12) Labkovich Ilya	BLR	-19 M	12090	11320	1000.00
2	(31) Vasko Alexander	SVK	-19 M	10140	10550	872.62
3	(15) Marozau Artsiom	BLR	-19 M	5480	9060	749.38
4	(67) Schimanski Marius	GER	-19 M	6290	8400	694.79
5	(14) Shpak Stsiapan	BLR	-19 M	8000	8290	685.69
6	(13) Mikhailou Aliaksandr	BLR	-19 M	10240	7870	846.98
7	(35) Wolf Nikolas	SVK	-19 M	4660	4660	385.44
8	(32) Hynek Radovan	SVK	-19 M	6950		574.86
9	(33) Kerpcar Juraj	SVK	-19 M	4190		346.57
10	(51) Swietek Pawel	POL	-19 M	4180		345.74
11	(66) Prigge Max	GER	-19 M	3340		276.26
12	(68) Klein Max	GER	-19 M	3170		262.20
13	(49) Borysewicz Kamil	POL	-19 M	2910		240.69
14	(65) Renz Manuel	GER	-19 M	2510		207.61
15	(52) Zawadzki Erwin	POL	-19 M	1270		105.05
16	(53) Kowalczyk Krzysztof	POL	-19 M	900		74.44

Junior Girls under 15 Jump Results

Homologation: World record

Bib	Name	Country	Categ.	Preliminary	Final	Overall
1	(10) Petschova Irina	BLR	-15 F	29.2m	31.2m	1000.00
2	(21) Ivlyushkina Olga	UKR	-15 F	29.1m	30.2m	967.95
3	(71) Meier Jana-Chathreen	GER	-15 F	27.9m	29.2m	935.90
4	(7) Taliaronak Aliaksandra	BLR	-15 F	28.8m	28.3m	923.08
5	(11) Charnyshova Luisa	BLR	-15 F	28.2m	28.0m	903.85
6	(54) Wozniak Idalia	POL	-15 F	27.6m	26.5m	884.62
7	(28) Borikova Karin	SVK	-15 F	24.2m		775.64
8	(8) Khatkouskaya Alena	BLR	-15 F	22.7m		727.56
9	(57) Grochowska Kinga	POL	-15 F	21.8m		698.72
10	(23) Prosvietova Stanislava	UKR	-15 F	21.2m		679.49
11	(26) Wenger Vanessa	AUT	-15 F	19.4m		621.79
12	(58) Polkowska Zuzanna	POL	-15 F	19.2m		615.38
13	(22) Kuzmenko Xeniya	UKR	-15 F	17.7m		567.31
14	(48) Ivashneva Victoria	RUS	-15 F	15.2m		487.18


Junior Boys under 15 Jump Results

Homologation: World record

Bib	Name	Country	Categ.	Preliminary	Final	Overall
1	(19) Filchenko Danylo	UKR	-15 M	38.3m	42.0m	981.31
2	(6) Antonau Anton	BLR	-15 M	42.8m	38.7m	1000.00
3	(9) Artsiomau Yahor	BLR	-15 M	35.4m	35.5m	829.44
4	(20) Samoylov Olexandr	UKR	-15 M	34.6m	35.4m	827.10
5	(55) Zawadzki Konrad	POL	-15 M	33.2m	34.8m	813.08
6	(72) Heinicke Niklas	GER	-15 M	29.5m		689.25
7	(39) Goldenberg Yahali	ISR	-15 M	26.7m		623.83
8	(30) Vasko Daniel	SVK	-15 M	14.4m		336.45








Senior 1 Ladies Jump Results

Homologation: World record

Bib	Name	Country	Categ.	Preliminary	Final	Overall
1	(59) Gogola Anna	POL 	Se1 F	26.8m	28.4m	1000.00










Senior 1 Men Jump Results

Homologation: World record

Bib	Name	Country	Categ.	Preliminary	Final	Overall
1	(62) Marston Stuart	GBR 	Se1 M	40.8m	39.4m	1000.00
2	(73) Graw Martin	GER 	Se1 M	34.8m	34.5m	805.19
3	(63) Hamblin Steven	GBR 	Se1 M	32.1m	32.3m	724.03
4	(78) De Leijer Joost	NED 	Se1 M	28.0m	30.5m	665.58
5	(74) Schiewe Rolf	GER 	Se1 M	28.0m	29.4m	629.87
6	(76) Usinger Jürgen	GER 	Se1 M	13.4m		110.39
7	(79) Jettinghoff Marcel	NED 	Se1 M	0.0m		
















Junior Girls under 19 Jump Results

Homologation: World record

Bib	Name	Country	Categ.	Preliminary	Final	Overall
1	(17) Danishevskaya Aliaksandra	BLR 	-19 F	34.9m	36.9m	1000.00
2	(16) Kisialiova Katsiaryna	BLR 	-19 F	35.1m	36.8m	996.87
3	(18) Svecova Katerina	CZE 	-19 F	33.3m	34.9m	937.30
4	(50) Rutkowska Malgorzata	POL 	-19 F	34.2m	34.4m	921.63
5	(34) Cseploova Veronika	SVK 	-19 F	32.2m	32.8m	871.47
6	(47) Pozdnyakova Daria	RUS 	-19 F	31.0m		815.05
7	(70) Ittensohn Tanja	GER 	-19 F	30.3m		793.10
8	(64) Elsendoorn Puck	NED 	-19 F	25.4m		639.50
9	(69) Bossow Isabel	GER 	-19 F	25.2m		633.23

Junior Boys under 19 Jump Results

Homologation: World record

Bib	Name	Country	Categ.	Preliminary	Final	Overall
1	(49) Borysewicz Kamil	POL 	-19 M	53.4m	52.7m	1000.00
2	(31) Vasko Alexander	SVK 	-19 M	52.1m	50.6m	970.05
3	(67) Schimanski Marius	GER 	-19 M	52.5m	49.7m	979.26
4	(14) Shpak Stsiapan	BLR 	-19 M	48.4m	49.6m	912.44
5	(12) Labkovich Ilya	BLR 	-19 M	48.2m	46.6m	880.18
6	(52) Zawadzki Erwin	POL 	-19 M	43.8m	43.8m	778.80
7	(33) Kerpcar Juraj	SVK 	-19 M	44.2m	43.3m	788.02
8	(35) Wolf Nikolas	SVK 	-19 M	41.6m	40.9m	728.11
9	(68) Klein Max	GER 	-19 M	40.8m		709.68
10	(15) Marozau Artsiom	BLR 	-19 M	38.6m		658.99
11	(66) Prigge Max	GER 	-19 M	38.0m		645.16
11	(65) Renz Manuel	GER 	-19 M	38.0m		645.16
13	(13) Mikhailou Aliaksandr	BLR 	-19 M	37.5m		633.64
14	(51) Swietek Pawel	POL 	-19 M	34.2m		557.60
15	(53) Kowalczyk Krzysztof	POL 	-19 M	31.3m		490.78

Junior Girls under 15 Overall Results

Bib	Name	Country	Categ.	Slalom	Tricks	Jump	Overall
1	(21) Ivlyushkina Olga	UKR	-15 F	919.54	1000.00	967.95	2887.49
2	(11) Charnyshova Luisa	BLR	-15 F	896.55	926.55	903.85	2726.95
3	(71) Meier Jana-Chathreen	GER	-15 F	1000.00	45.20	935.90	1981.10
4	(28) Borikova Karin	SVK	-15 F	770.11	387.01	775.64	1932.76
5	(10) Petschova Irina	BLR	-15 F	11.49	831.92	1000.00	1843.41
6	(8) Khatkouskaya Alena	BLR	-15 F	57.47	896.89	727.56	1681.92
7	(22) Kuzmenko Xeniya	UKR	-15 F	758.62	333.33	567.31	1659.26
8	(7) Taliaronak Aliaksandra	BLR	-15 F	91.95	642.66	923.08	1657.69
9	(57) Grochowska Kinga	POL	-15 F	804.60	79.10	698.72	1582.42
10	(23) Prosvietova Stanislava	UKR	-15 F	459.77	331.92	679.49	1471.18
11	(26) Wenger Vanessa	AUT	-15 F	793.10	40.96	621.79	1455.85
12	(54) Wozniak Idalia	POL	-15 F	45.98	408.19	884.62	1338.79
13	(58) Polkowska Zuzanna	POL	-15 F	494.25	104.52	615.38	1214.15

Junior Boys under 15 Overall Results

Bib	Name	Country	Categ.	Slalom	Tricks	Jump	Overall
1	(6) Antonau Anton	BLR	-15 M	1000.00	882.47	1000.00	2882.47
2	(19) Filchenko Danylo	UKR	-15 M	780.70	1000.00	981.31	2762.01
3	(9) Artsiomau Yahor	BLR	-15 M	675.44	770.01	829.44	2274.89
4	(72) Heinicke Niklas	GER	-15 M	719.30	516.72	689.25	1925.27
5	(20) Samoylov Olexandr	UKR	-15 M	394.74	680.85	827.10	1902.69
6	(55) Zawadzki Konrad	POL	-15 M	789.47	150.96	813.08	1753.51
7	(39) Goldenberg Yahali	ISR	-15 M	447.37	146.91	623.83	1218.11
8	(30) Vasko Daniel	SVK	-15 M	78.95	130.70	336.45	546.10










Senior 1 Ladies Overall Results

Bib	Name	Country	Categ.	Slalom	Tricks	Jump	Overall
1	(59) Gogola Anna	POL	Se1 F	1000.00	1000.00	1000.00	3000.00
















Senior 1 Men Overall Results

Bib	Name	Country	Categ.	Slalom	Tricks	Jump	Overall
1	(62) Marston Stuart	GBR	Se1 M	1000.00	709.05	1000.00	2709.05
2	(73) Graw Martin	GER	Se1 M	765.15	748.17	805.19	2318.51
3	(74) Schiewe Rolf	GER	Se1 M	151.52	525.67	629.87	1307.06
4	(76) Usinger Jürgen	GER	Se1 M	803.03	151.59	110.39	1065.01
5	(63) Hamblin Steven	GBR	Se1 M	121.21	127.14	724.03	972.38
6	(79) Jettinghoff Marcel	NED	Se1 M	666.67	220.05		886.72
7	(78) De Leijer Joost	NED	Se1 M	75.76	78.24	665.58	819.58

Junior Girls under 19 Overall Results

Bib	Name	Country	Categ.	Slalom	Tricks	Jump	Overall
1	(16) Kisialiova Katsiaryna	BLR 	-19 F	844.44	1000.00	996.87	2841.31
2	(17) Danishevskaya Aliaksandra	BLR 	-19 F	1000.00	719.05	1000.00	2719.05
3	(47) Pozdnyakova Daria	RUS 	-19 F	844.44	458.56	815.05	2118.05
4	(50) Rutkowska Malgorzata	POL 	-19 F	800.00	190.53	921.63	1912.16
5	(70) Ittensohn Tanja	GER 	-19 F	850.00	266.95	793.10	1910.05
6	(64) Elsendoorn Puck	NED 	-19 F	866.67	226.05	639.50	1732.22
7	(18) Svecova Katerina	CZE 	-19 F		655.54	937.30	1592.84
8	(34) Cseploova Veronika	SVK 	-19 F	44.44	374.60	871.47	1290.51
9	(69) Bossow Isabel	GER 	-19 F	55.56	145.32	633.23	834.11

Junior Boys under 19 Overall Results

Bib	Name	Country	Categ.	Slalom	Tricks	Jump	Overall
1	(31) Vasko Alexander	SVK 	-19 M	1000.00	872.62	970.05	2842.67
2	(12) Labkovich Ilya	BLR 	-19 M	758.06	1000.00	880.18	2638.24
3	(67) Schimanski Marius	GER 	-19 M	919.35	694.79	979.26	2593.40
4	(49) Borysewicz Kamil	POL 	-19 M	935.48	240.69	1000.00	2176.17
5	(33) Kerpcar Juraj	SVK 	-19 M	887.10	346.57	788.02	2021.69
6	(13) Mikhailou Aliaksandr	BLR 	-19 M	475.81	846.98	633.64	1956.43
7	(35) Wolf Nikolas	SVK 	-19 M	612.90	385.44	728.11	1726.45
8	(14) Shpak Stsiapan	BLR 	-19 M	80.65	685.69	912.44	1678.78
9	(68) Klein Max	GER 	-19 M	665.32	262.20	709.68	1637.20
10	(15) Marozau Artsiom	BLR 	-19 M	64.52	749.38	658.99	1472.89
11	(65) Renz Manuel	GER 	-19 M	604.84	207.61	645.16	1457.61
12	(66) Prigge Max	GER 	-19 M	524.19	276.26	645.16	1445.61
13	(51) Swietek Pawel	POL 	-19 M	508.06	345.74	557.60	1411.40
14	(52) Zawadzki Erwin	POL 	-19 M	439.52	105.05	778.80	1323.37
15	(53) Kowalczyk Krzysztof	POL 	-19 M	451.61	74.44	490.78	1016.83

Chief Judge
Hana Veitova

Homologator
Jacek Zasepa

Scorer
Jan Veit